

TEACHING
METHODS



STUDENT
BEHAVIORS



**Effective
Learning
Environments**

SPACE



INFO-MEDIUM





4
OVERVIEW
Our Purpose
Our Principles
Our Promise



6
INSIGHTS
6 Overview
8 STARRT®
10 Learning Environments Framework®
12 Observations



18
APPLICATIONS
18 Overview
20 Kindergarten to second grade
22 Third to fourth grade
24 Fifth to sixth grade
26 Junior high/middle school
28 High school
32 Makerspace
34 Art
36 Music
38 Science
40 STEM
42 Career & Technical Education (CTE)
44 Computer lab
46 Library
48 Media center
50 Commons
52 Café/life center
54 Teacher/faculty lounge
56 Administration



58
PRODUCT OVERVIEW



60
TABLES & DESKS
60 Overview
66 Specific table and desk highlights
84 Accessories




86
STORAGE
86 Overview
90 Designer Collection
94 Sheerline Collection
96 Illusions Collection
100 Encore Collection
102 Common & specialty storage (complements all collections)
106 Learning Wall
108 Library Collection
110 Harmony Music



114
SEATING
114 Overview
116 Rock™
118 Soft Rock™, Stools and Floor Cushion
119 Soft Rock™ Bean Bag
119 Bench



120
WHITEBOARDS
120 Pages™



122
FINISH GUIDE
122 Laminate
123 Edge Band
123 Paint
124 Combination Chart
125 Fabrics

We help students learn by creating effective learning environments™.

Guided by our vision to help students learn better, we create effective environments to help prepare them for college, career and life. Our research-inspired furniture and applications increase student and teacher engagement, connection and well-being, while supporting the multiple ways teachers teach.

SMART

- Research-inspired school products
- Environments that solve for today's problems and anticipate tomorrow's

AUTHENTIC

- Reliable products
- Respectful relationships
- Real commitment

FRESH

- Human-centered design
- Clean aesthetic solutions for learning and well-being

EASY

- On-time delivery
- Error-free products
- Best-of-class warranty
- Holistic, personalized services

We promise great performing spaces

We partner with you to ACE your space. We promise to provide products that support teacher and student activities, connections and engagement throughout the school.

ACE

THE [SPACE]

SUPPORT **A** **ACTIVITIES**
IMPROVE **C** **CONNECTIONS**
ENHANCE **E** **ENGAGEMENT**

Your world inspires us

A research pioneer, our founder Norwood Hubbell recognized the need for mobility in schoolrooms in 1955, so he started making furniture that was “fleet of foot.”

Continuing his legacy, we strive to gain insights that truly help students learn versus following the latest furniture fad. Using design thinking and human-centered design processes, we focus on understanding the entire educational ecosystem, so schools can create effective learning environments.

We dive into current concerns and educational trends. We observe classroom dynamics and interview key stakeholders including administrative leaders, educators, students and maintenance staff. Key findings lead to innovative new products and applications.



• **OBSERVING REALITY**

How can we help?

STARRT Your Success

As a school leader, you have a lot on your mind, and furniture probably doesn't top the list. But since it's more than 50% of a student's daily touchpoint, it really plays a key role in student and teacher success.

Understanding connections between your concerns and school environments inspire our furniture design and space planning work.

WHAT MATTERS?

S STUDENT GROWTH

T TEACHER DEVELOPMENT

A ATTRACT & RETAIN

R COMMUNITY RELATIONSHIP

R RISK MANAGEMENT

T TOTAL COST MANAGEMENT

WHAT'S YOUR CHALLENGE?

Many students struggle to stay engaged. Causes include lack of sleep, hunger, boredom, home structure or social pressures. No matter the cause, academic performance suffers.

School leaders want to surpass core standards and engage students to maximize individual potential.

Teachers' success depends on student growth measurements, but classroom environments often stifle implementation of new teaching techniques taught in professional development.

Teachers face performance pressures, unfavorable staff/student ratios, physical strain, lack of resources, and physical classroom constraints, which can negatively impact their morale.

School leaders deal with absenteeism, drop-out rates, and school-to-school migration – impacting student counts and budgets.

Administrators must build school reputations that motivate parental involvement, incent community growth, foster business partnerships, and generate school bond approvals.

Schools face challenges providing safe physical, emotional and digital environments inside and outside of the school building.

Leaders must balance short and long-term facility needs with the immediate needs of students and teachers. Many furniture buying decisions are made to satisfy those immediate needs. However, the consequences of those quick decisions last for decades.

HOW WE HELP

Our research-based solutions help students stay alert, engaged and healthier by literally elevating the classroom via sit-to-stand options.

Our products facilitate the quality and quantity of student-teacher connections and flex to support how teachers teach now and in the future.

Good stuff happens in well-designed spaces:

- Great first impressions attract new students.
- Better engagement improves student performance.
- Superior results retain students.
- Teacher retention rates increase as student growth improves.

Our solutions make immediate visual impressions and empower academic results that build school pride.

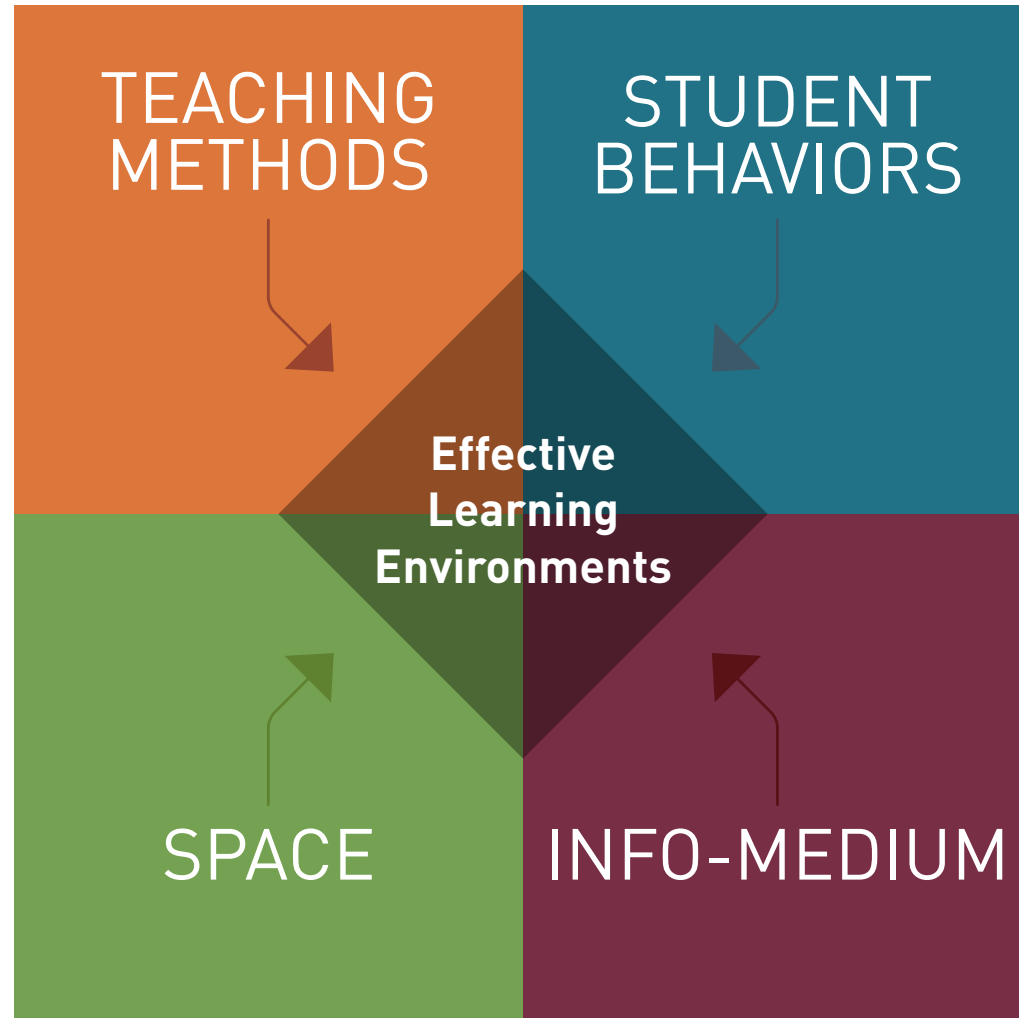
Ergonomics and durability are top-of-mind for us because student health and safety are paramount.

Our high-quality furniture is an investment – not an expense – that provides problem-free flexibility over a long lifecycle

Let space activate learning

Learning environments need to balance teaching methods, student behaviors, information-sharing mediums and spatial characteristics. Flexible space plays a crucial role in unleashing effectiveness in the other three quadrants.

Learning Environments Framework (LEF)

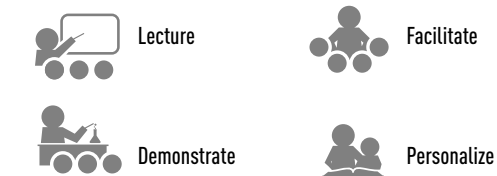


© 2018 Fleetwood

TEACHING METHOD

Flexible classroom design optimizes teaching methods and morphs as teachers modify spaces based on personal style, subject matter and students' needs. Whether lecturing, demonstrating, facilitating or personalizing your teaching method, you'll find proactively designed furniture easily adjusts to support teaching goals. Focus on mobile products that have simple, non-handed shapes for optimal flexibility.

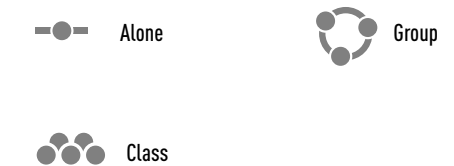
Teaching methods:



STUDENT BEHAVIOR

As educators prepare students for the complex global society and economy, the 4 C's (creativity, communication, collaboration and critical thinking) become crucial for success. Obtaining these skills requires students to flex between working alone, in groups or all together. Look for products that enhance mobility, support a range of postures, and provide multipurpose solutions.

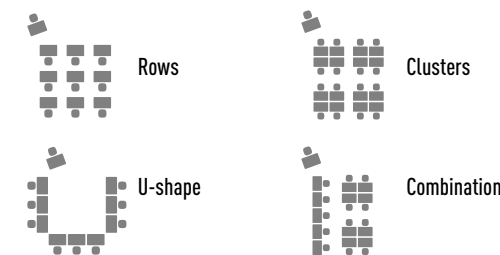
Student behaviors:



SPACE

Space design might translate into basic shapes like rows, u-shapes or clusters, but agile space unleashes the other three quadrants of the Learning Environments Framework. Intuitive, easy-to-use classroom furniture empowers spatial and tool organization, connects students and teachers, and stimulates learning, engagement and well-being. Key features like table and storage mobility, height-adjustability and multipurpose functionality become essential.

Classroom configurations:



INFO-MEDIUM

Today's students intermix low- and high-tech info-mediums whether working with other students or their teachers. Low-tech mediums include paper-based reading and writing, brainstorming and class discussions. High-tech mediums use laptops and digital displays. Flexible design is crucial. It allows students and teachers to move fluidly between interpersonal, analog and digital modes of communication whether working alone, in groups or as a class. Plan for sightlines, space division, light levels, storage adjacencies, visual displays, and power/data access to optimize info-medium dynamics.

Info-mediums:

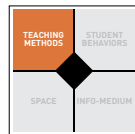


• Our observations create better classrooms

To help students learn better, we strive to understand what happens in and around classrooms. In addition to secondary research, we dedicate resources to:

- Observe workarounds in existing classrooms using video-ethnography and photos
- Install furniture prototypes into classrooms to gauge behavioral changes
- Plan applications based on teachers' pain points
- Interview key stakeholders – like students, teachers, administrators, occupational and physical therapists, cleaning crews and installation teams.

The insights we gain drive product development, space planning, and services that impact all quadrants of the Learning Environments Framework so furniture can inspire both teachers and students.



TEACHING METHOD LEARNINGS



Futureproofing classrooms fosters flexibility

OBSERVATION: Project-based learning happens everywhere as more teachers adopt interactive teaching methods, but most furniture is designed for single-purpose lectures and static placement.

SOLUTION: Untie chairs from desks and make furniture multi-purpose by selecting mobile, adjustable-height furniture in basic shapes to guarantee effective spaces as educational techniques change – whether during a class, between classes or over time.



Learning stations require unique ecosystems

OBSERVATION: As young elementary students shift between small group, circle time, project work and individual learning stations; enthusiastic students swarm together organically with little regard for personal boundaries or protocol.

SOLUTION: Accommodate high-energy little bodies with multiple seating and horizontal surface options that match the current task to help students focus.



Ample circulation creates connection

OBSERVATION: Teachers gravitate to one area in their classroom because of the tight spaces created by condensed floorplans, unfavorable student/teacher ratios, or bulky and fixed furniture. This results in decreased mentoring and relationship building.

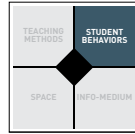
SOLUTION: Couple backless stools with smaller student desks or tables to open up aiseways for better flow and accessibility to individual students. At the same time, accommodate more students in smaller classrooms.



Elevating students aids teacher well-being

OBSERVATION: Teachers are kneeling, bending over, or looking down on students during one-on-one interactions which leads to either sore knees, backaches or unintended dominance.

SOLUTION: Place students at taller tables with stools to elevate students for more impactful eye-to-eye interactions and improved teacher well-being.



STUDENT BEHAVIOR LEARNINGS



Movement lengthens attention spans

OBSERVATION: Many students are disengaged in classrooms – evidenced by dazing, sleeping and passivity. Unfortunately, most furniture supports inactivity and detachment, which leads to poor academic performance.

SOLUTION: Solve with backless, non-handed stools. They naturally encourage student engagement, proper posture, movement and overall well-being. Core strength improves as slouching decreases. Blood flow increases through movement. Activity levels rise as sit, stand and perch positions emerge. Attention levels increase as bodies – not just heads – easily rotate to face changing focal points. Connection increases because students can't lean back and daydream.



Choice spurs focus

OBSERVATION: Placing young students in the same seat and same location all day makes it hard for kids to stay on task. Both bodies and minds scream for stimulation.

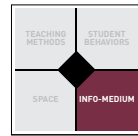
SOLUTION: When young students are in the same space all day, provide a variety of seating options, so students can choose what's right for them based on the task at hand – whether sprawling on the floor, kneeling, lounging in a beanbag, sitting around a table, leaning into a group activity, or standing.



Fidgeting produces positive results

OBSERVATION: Students distract other students when they fidget, but standard chairs don't address students' need to move. Introducing exercise ball-type solutions create other concerns.

SOLUTION: For middle schools and above, move from standard chairs and student-specific solutions, like exercise balls, to universal modulating stools. These support sit, stand and perch options and make fidgeting productive, while eliminating unique seating that stereotypes students.



INFO-MEDIUM LEARNINGS



Digital sparks team interaction

OBSERVATION: Videos broadcast to an entire class usually induce daydreaming or sleep – especially with the lights out, while electronic displays in small group settings stimulate interaction.

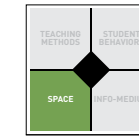
SOLUTION: Keep the lights on. Integrate technology tools like large monitors into individual and small-group environments to maximize digital learning effectiveness.



Analog isn't dead

OBSERVATION: In addition to high-tech solutions – laptops, tablets and digital displays; whiteboards, flip charts and other hands-on activities help facilitate creativity, communication and critical thinking.

SOLUTION: Equip classrooms with a blend of learning tools – both digital and analog – to stimulate effective and engaged group work.



SPACE LEARNINGS



Insightful furniture unleashes learning

OBSERVATION: Whether in a general classroom or makerspace, school furniture is subject to extreme use, abuse and repurposing.

SOLUTION: Focus on furniture that intuitively moves where students want to go, supports multiple teaching methods, lets teachers and students reconfigure classrooms, and supports multiple student postures and heights seamlessly.



Well-designed furniture eliminates headaches

OBSERVATION: Furniture can create distracting sounds, cause injury, break quickly under daily use, or become obsolete before its time.

SOLUTION: Look for solutions that muffle versus amplify distracting noise levels, eliminate safety hazards like pinch points and tipping, resist vandalism and misuse, and possess multi-purpose functionality.



20
KINDERGARTEN TO
SECOND GRADE



32
MAKERSPACE



42
CAREER AND TECHNICAL
EDUCATION (CTE)



52
CAFÉ/LIFE CENTER



22
THIRD TO FOURTH GRADE



34
ART



44
COMPUTER LAB



54
TEACHER/FACULTY LOUNGE



24
FIFTH TO SIXTH GRADE



36
MUSIC



46
LIBRARY



56
ADMINISTRATION



26
JUNIOR HIGH/MIDDLE SCHOOL



38
SCIENCE



48
MEDIA CENTER



28-31
HIGH SCHOOL



40
STEM



50
COMMONS





K2G.DEM.CMB.01

THOUGHT STARTERS

Kindergarten to second grade



K2G.DEM.CMB.03




K2G.DEM.CMB.02



K2G.DEM.CMB.04

- Design lower elementary classes so students move easily from station to station, but furniture stays in place to minimize chaos. Stimulate movement via posture and location changes to optimize focus and release energy. Furnish the room with multiple seating options so students can sit at tables, stand, lounge, kneel, or plop down on the floor during the day. Create ample space for storing personal items and school supplies throughout the room and implement color-coding where appropriate. Consider using more small, individual, adjustable-height tables to provide configuration flexibility long term.

LEF Classification





34G.PER.CMB.01

THOUGHT STARTERS

Third to fourth grade



34G.LEC.ROW.02



34G.FAC.CLS.03



34G.LEC.USH.04

LEF Classification



- Build flexibility into mid-level elementary classes with individual mobile stacking student desks. Encourage students to move desks into multiple configurations to support project, individual, lecture, discussion or freeform activities. Furnish learning stations with various heights and shapes of tables and multiple styles of seating to improve teacher-student connections and prompt posture changes during the day.



56G.FAC.CMB.01

THOUGHT STARTERS

Fifth to sixth grade



56G.FAC.CMB.02




56G.FAC.CLS.03



56G.DEM.CLS.04

LEF Classification



Elevate student tables and seating to encourage alternating sit, stand and perch postures during the day to increase activity levels, student engagement and ultimately academic performance, while supporting the multiple activities occurring in upper elementary classes. Place students at group tables instead of in traditional row and column layouts to increase student connections. Consider stools featuring active seat mechanisms for all students. The resulting movement makes fidgeting productive, non-disruptive, and non-discriminatory. Because students are classroom bound in many cases, provide breakout areas with alternative seating.



THOUGHT STARTERS

Junior high/middle school



68G.FAC.CLS.02




68G.LEC.ROW.03



68G.DEM.CLS.04

- Utilize a core group of adjustable-height tables across multiple subjects, but modify heights and configurations to tailor products for unique teaching methods and student behaviors. Set similar standards for storage, while making allowances for subjects that require more specialized storage. Selecting furniture with built-in flexibility makes buying and life-cycle management simple and flexible.

LEF Classification





THOUGHT STARTERS

High school



912.FAC.CMB.02

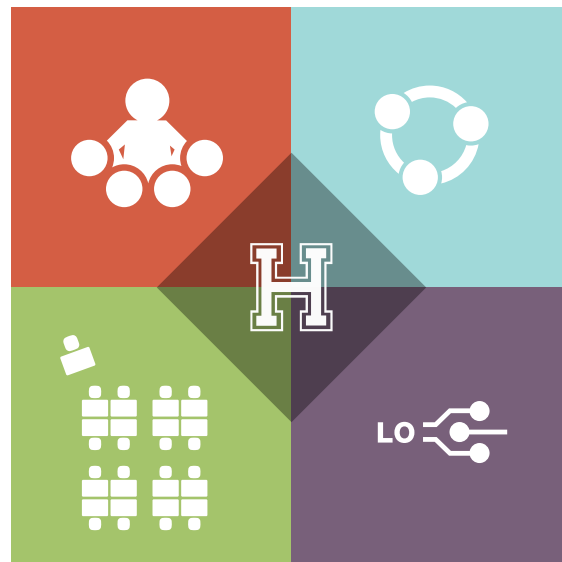


912.FAC.CLS.03



912.FAC.CMB.03

LEF Classification



- Set up project groups, while enabling the flexibility to change teaching methods based on content and student needs. Pull small groups into alternative learning modes by rolling flip-and-nest tables into lecture rows or against the wall to create chair-based discussion circles. Enhance project-based interactions by providing access to digital group sharing tools in a section of the classroom.



912.LEC.ROW.01

THOUGHT STARTERS

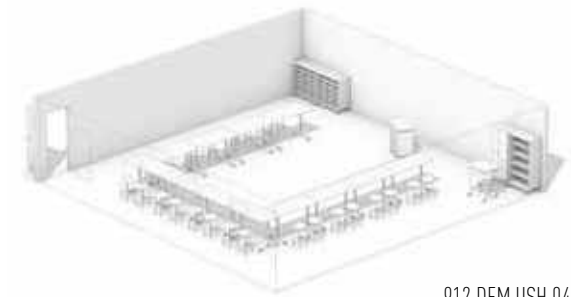
High school



912.LEC.ROW.02



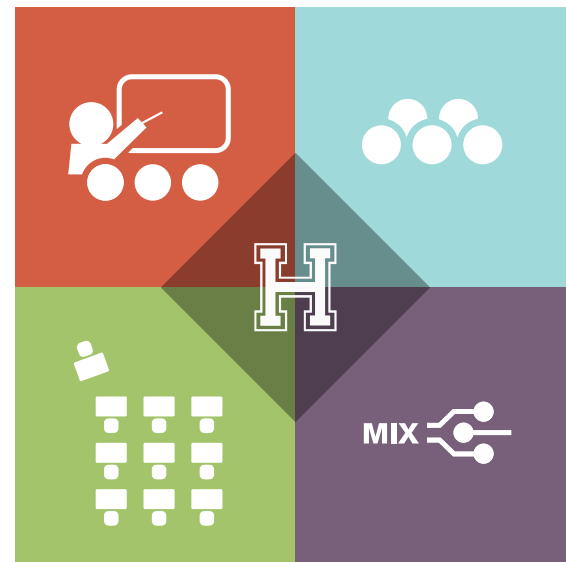
912.LEC.ROW.03



912.DEM.USH.04

• Design lecture-oriented classrooms for flexibility. Start by incorporating digital and analog displays, object storage, and individual work areas around the perimeter of the classroom. Within the main sitting area, consider adding a middle aisle to improve circulation. Also, set up equal numbers of table rows so students can easily turn around to face other students for spontaneous project work. Finally, put tables on casters so rooms can be reconfigured into a U-shape for presentations and discussions.

LEF Classification





THOUGHT STARTERS

Makerspace



MKR.DEM.CLS.02



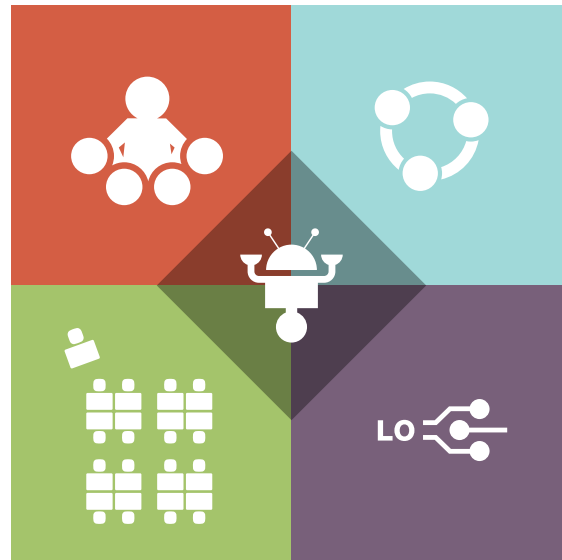
MKR.DEM.CLS.03



MKR.FAC.CLS.04

- Encourage students to explore their creativity and critical thinking skills in a collaborative workspace via hands-on learning. While no two makerspaces are the same, incorporate areas that accommodate rugged hands-on activities and brainstorming with easy access to tools and bulk storage. Build in flexibility so your core makerspace furniture can morph as your school's vision evolves to meet students' career objectives and community opportunities.

LEF Classification






ART.DEM.CMB.01

THOUGHT STARTERS

Art



ART.DEM.CLS.02



ART.DEM.CLS.03



ART.FAC.CMB.04

LEF Classification



- Enrich students' creative thinking skills by constructing an environment that empowers hands-on problem-solving and communication skills. Support art generation with durable standing-height tables and digital media workspaces. Surround the work areas with modular sink, shelf, cabinet and tray storage units. Complete the space with mobile carts featuring power access to support various art tools.



MSC.FAC.CLS.01

THOUGHT STARTERS

Music



MSC.LEC.ROW.02



MSC.LEC.ROW.03



MSC.000.000.04

LEF Classification



- Instruments, sheet music and uniforms are visible and important parts of a band and concert music space. Create a culture that draws students to the space outside of class hours to build comradery, communication and collaboration skills. Move beyond stiff chairs with backs and incorporate simple ergonomic stool solutions that can move quickly between ensemble and sectional practice while saving space. Also, add in some incremental flip-and-nest tables to accommodate group gatherings.



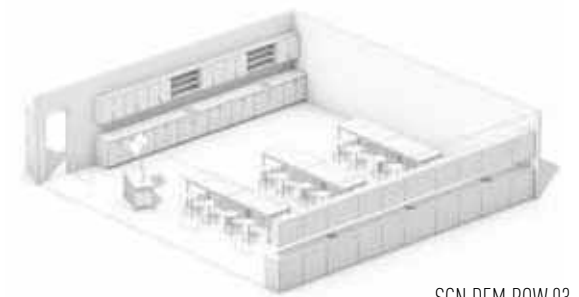
SCN.DEM.CLS.01

THOUGHT STARTERS

Science



SCN.DEM.CMB.02



SCN.DEM.ROW.03



SCN.DEM.CMB.04

LEF Classification



- Cultivate science mastery by giving students first-hand learning experiences in theory, experimentation, data collection and analysis to enhance critical thinking skills in group environments. Create teaching demonstration areas visible throughout the classroom. Build workspaces large enough to accommodate physical materials and digital tools, and tough enough to resist abuse from chemicals and students. Surround the perimeter of the classroom with reconfigurable storage for easy access and long-term flexibility.



STM.DEM.CLS.01

THOUGHT STARTERS
STEM



STM.DEM.CMB.02



STM.DEM.CMB.03



STM.FAC.CMB.04

- Studying math, physics, and chemistry to investigate technical careers, students learn creative, communication, collaboration and critical thinking skills as they apply academic concepts in a dynamic environment designed to reflect how practicing engineers work today. Multiple furniture settings support lecture and small and large project work activities.

LEF Classification





CTE.FAC.CMB.01

THOUGHT STARTERS
Career & Technical Education (CTE)



CTE.FAC.CLS.02



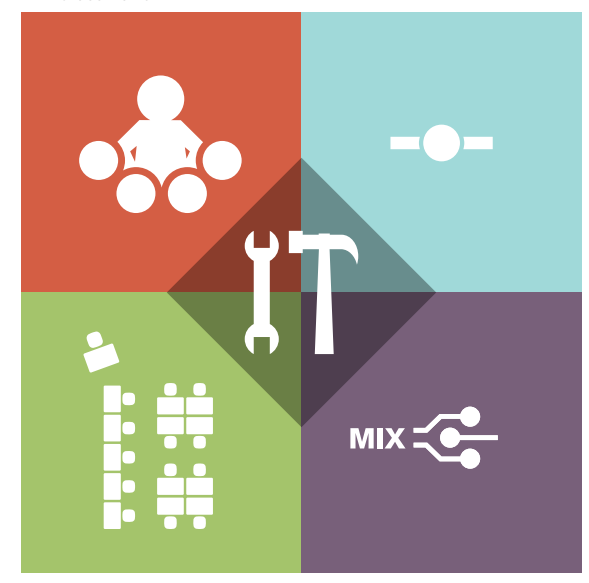
CTE.FAC.CMB.03



CTE.FAC.CLS.03

- Set students up for success by providing career and technical education spaces where they can develop in a variety of areas. Design the classroom to morph so it can support both the academic and technical hands-on training needed for postsecondary and workplace success. Create multiple types of workstations and provide plenty of room for object and tool storage.


LEF Classification





THOUGHT STARTERS

Computer lab



CMP.DEM.ROW.02



CMP.DEM.ROW.03

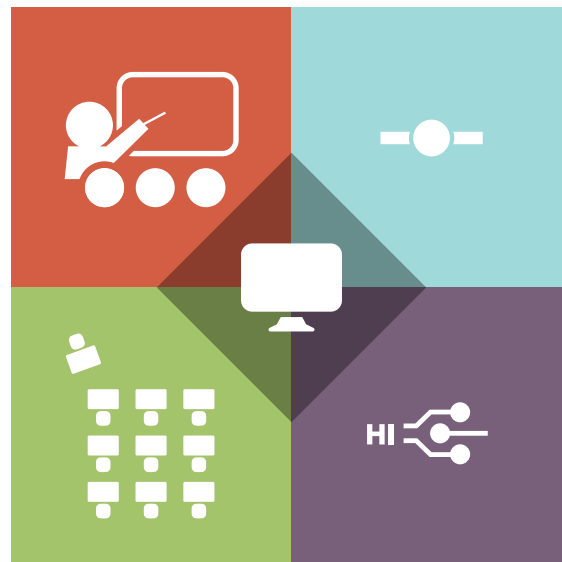


CMP.PER.ROW.04

CMP.LEC.CMB.01

- Rethink computer labs to accommodate individual, collaborative and social learning in a tech-rich environment that provides equitable access for all students and supplements classroom learning. Incorporate ergonomics throughout the space with adjustable-height tables, full-size keyboards and oversized monitors that support powerful processors, so students are equipped for the global job market.

LEF Classification





THOUGHT STARTERS

Library



LBR.000.000.02



LBR.000.000.03



LBR.000.000.04

LBR.000.000.01

- Create a vibrant, flexible library to establish a culture of life-long learning that goes beyond reading and independent research to support collaborative learning and creativity during and after school. Consider lower bookshelves to open up the space and provide staff visual access to students. Integrate multiple types of seating and tables to support team and individual projects. If possible, bring in plants and light to improve student well-being.

LEF Classification





MDC.000.000.01

THOUGHT STARTERS

Media center



MDC.000.000.02



MDC.000.000.03



MDC.000.000.04

LEF Classification



- Build agility into instructional-support centers so they can evolve as teaching and learning mediums change. Make sure they enhance student-centered reading, tech, and learning skills development. Also, design for individual study and group work.



COM.000.CMB.01

THOUGHT STARTERS

Commons



CMM.000.CMB.02



CMM.000.CMB.03



CMM.000.CMB.04

LEF Classification



- Nurture students' minds, bodies and spirits in a casual atmosphere that promotes community, balance and enriched learning featuring both low and high-tech touchpoints. Create a place where everyone feels welcomed and engaged by creating multiple spaces that promote choice – so students can focus on homework, work in groups, socialize with peers, or find respite.



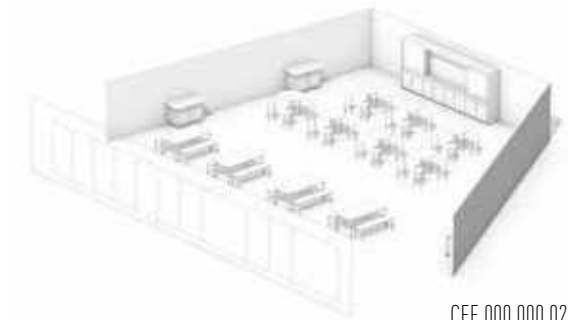
CFE.000.000.01

THOUGHT STARTERS

Café/life center



CFE.000.000.02



CFE.000.000.02



CFE.000.000.03

LEF Classification



- Serve up multiple seating options in a café so it accommodates individuals, small groups or large groups fluidly either during the day or after school. Use mobile flip-and-nest tables throughout for easy portability and storage, and consider fixed standing-height options around the perimeter. Evaluate color-coded tables to aggregate groups or aid custodial staffs combining smaller tables into larger table configurations.



TFL.000.000.01

THOUGHT STARTERS
Teacher/faculty lounge



TFL.000.000.02




TFL.000.000.03



TFL.000.000.04

- Make teachers' lounges work harder. Provide places to enjoy refreshments, relax individually, chat with peers, meet as large groups, and store personal belongings. Set up work areas so teachers can prepare lessons before class. Equip the space with sharable tools, like presentation carts and whiteboards, for easy access.

LEF Classification





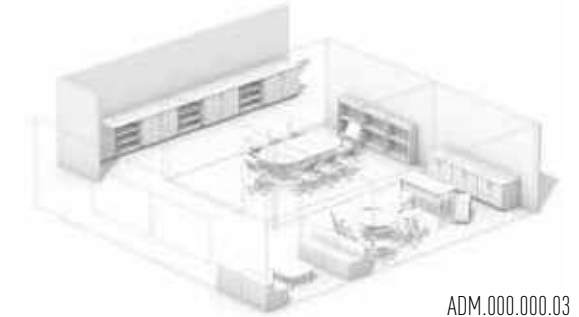
ADM.000.000.01

THOUGHT STARTERS

Administration



ADM.000.000.02



ADM.000.000.03



ADM.000.000.04

LEF Classification



- The administrative offices reflect the school's brand to the community. Determine the aura you want to project with space layouts, furniture selection and color palettes. At the same time, build in functionality to support greeting and controlling visitors, meeting with students and parents, training staff, and completing other school responsibilities.

Inspire learning with our comprehensive portfolio



60 TABLES & DESKS

Tables and desks play a bigger role in student and teacher success than ever before as project-based learning grows in prominence. Static is out, and movement is in. Fleetwood delivers with durable tables and desks designed to support multiple levels of mobility, height, compression, and reconfiguration. Can't find what you need? Call us for custom solutions.



114 SEATING

Rethink your seating solution. The traditional student chair may not optimize experiential learning and student well-being. Fleetwood's research with occupational and physical therapists points to elevating students to encourage multiple postures, eliminating chair backs to improve core strength, and supporting fidgeting for student achievement.



86 STORAGE

No longer just a built-in around the classroom perimeter, storage plays a vibrant role in project work. Storage creates easy access, divides space, and supports both analog and digital vertical collaboration with robust, mobile solutions outfitted for today's academic needs. Choose your look. Pick your price point. Fleetwood has you covered.



120 WHITEBOARDS

While digital displays grow in popularity, analog solutions – like whiteboards and flipcharts – also improve learning experiences and retention. Fleetwood's Pages system supplements groupwork by stimulating visual, verbal and writing skills.

• Tables and desks for your whole school

Fleetwood offers a coordinated collection of work surfaces large enough to support today's school tools – usually laptops and 3-ring binders – while small enough to support condensed floorplans. Most tops are symmetrical allowing spontaneous reconfigurations between lecture and project work, and they can be supported with either fixed or height-adjustable legs. In addition, the desks and tables are extremely durable, featuring welded steel bases, pick-proof and moisture-resistant edges, and optional heavy-duty levelers or casters. Custom shapes and sizes available.



66
UNITIZED FRAME



67
STACKER



68
I-LEG



69
FLIP & NEST



70
C-LEG



71
POST LEG



72
PEDESTAL BASE



73
PEDESTAL BASE & POST LEG



74
PICNIC TABLE & BENCH



75
COMPUTER



76
CRANK HEIGHT ADJUSTABLE



77
WOOD LEG



78
FULL END PANEL



79
PNEUMATIC BASE



80
TRANSACTION DESK



81
CONVENTIONAL DESK (for teachers & administration)



82
CARREL




83
WORKSTATION



84
TABLE ACCESSORIES

Application Recommendations

Table Solutions	Lower Elementary	Upper Elementary	Grades 6-12	Group	Teacher	Makerspace	Art	Music	Science/STEM	CTE	Computer Lab	Library	Media Center	Commons	Café/Life Center	Teacher/Faculty Lounge	Administration
 Unitized Frame	•	•	•	•	•	•	•	•	•	•	•	•	•	•	•	•	•
 Stacker	•	•	•	•		•			•								
 I-Leg	•	•	•	•	•	•	•	•	•	•	•	•	•	•	•	•	•
 Flip & Nest	•	•	•	•	•	•	•	•	•	•		•	•	•	•	•	
 C-Leg	•	•	•	•	•	•			•								
 Post Leg	•	•	•	•		•	•					•	•	•	•	•	•
 Pedestal Base	•	•	•	•								•	•	•	•	•	•
 Pedestal Base & Post Leg	•	•	•	•		•	•		•	•	•	•	•	•	•	•	•
 Picnic Table & Bench	•	•	•	•		•	•			•		•	•	•	•	•	•

Application Recommendations

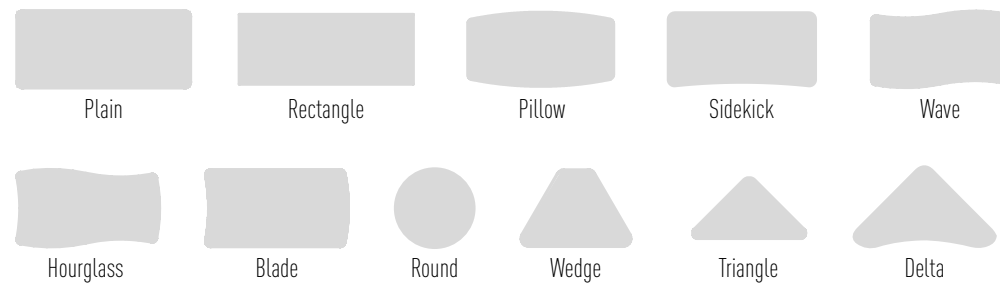
Table Solutions	Lower Elementary	Upper Elementary	Grades 6-12	Group	Teacher	Makerspace	Art	Music	Science/STEM	CTE	Computer Lab	Library	Media Center	Commons	Café/Life Center	Teacher/Faculty Lounge	Administration
 Computer		•	•		•	•	•			•	•	•	•	•			•
 Crank Height Adjustable		•	•	•		•	•		•	•	•	•	•	•			•
 Wood Leg		•	•	•		•	•		•	•		•	•				
 Full End Panel		•	•	•		•	•			•	•	•	•	•	•	•	•
 Pneumatic Base	•	•	•		•					•		•	•	•		•	•
 Transaction Desk												•	•	•	•		•
 Conventional Desk					•							•	•			•	•
 Carrel		•	•								•	•	•	•		•	•
 Workstation		•	•	•		•	•	•	•	•						•	•



Unitized Frame

This table features a fully welded steel frame under the work surface perimeter that is connected to round or square legs. It stands up to a lifetime of classroom abuse, including being used as a seat or platform.

Work Surface Shape Options



Height Options



Wedge, Triangle and Delta in heights up to 32"

Size Options

Widths from 27" to 84"
Depths from 20" to 48"

Mobility Options

Levelers, Wheelbarrow, Casters

Technology Options

Grommets, Wire management, Power

Application Options



See Price List for work surface shape and size, mobility and technology combinations. Custom shapes and sizes available.



Stacker

Classrooms need tables but experiential learning also calls for open areas. To achieve both goals, integrate our fully welded steel stacking tables into your portfolio.

Work Surface Shape Options



Height Options



Size Options

Widths from 27" to 54"
Depths from 22" to 27"

Mobility Options

Levelers, Wheelbarrow, Casters

Application Options



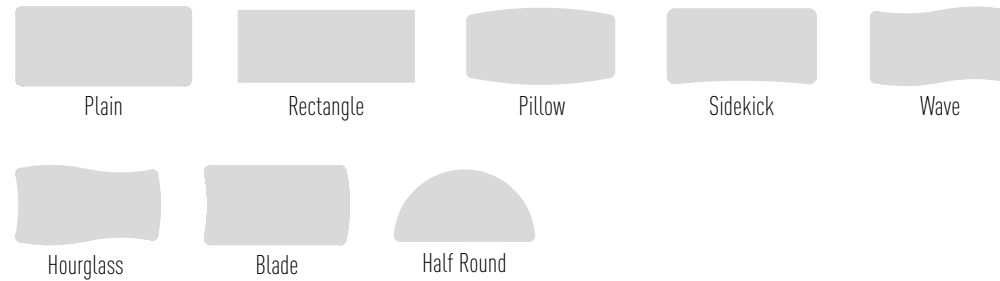
See Price List for work surface shape and size, mobility and technology combinations. Custom shapes and sizes available.



I-Leg

While four-leg tables meet most needs, sometimes aesthetics or function call for an I-leg solution, which increases the knee swing area under a top.

Work Surface Shape Options



Height Options



Size Options

Widths from 40" to 72"
Depths from 20" to 30"

Mobility Options

Levelers, Casters

Technology Options

Grommets, Wire management, power

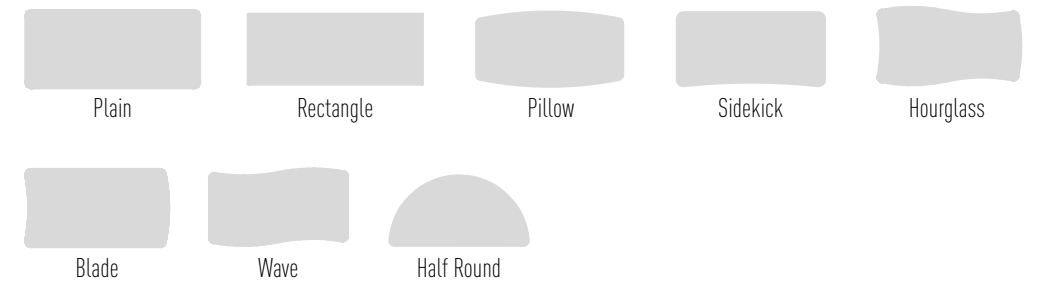
Application Options



Flip & Nest

Flip & Nest tables provide the perfect solution as teachers' needs for tables ebb and flows. Press the recessed activation bar at any point to flip up the work surface. Its multi-stop points prevent accidental pinch points. Roll the tables out of the way or use for vertical display.

Work Surface Shape Options



Height Options



Size Options

Widths from 40" to 72"
Depths from 20" to 30"

Mobility Options

Casters

Application Options





C-Leg

Very small 4-legged desks can be overly confining to seated students. A C-leg solution creates more leg room and improves comfort.

Work Surface Shape Options



Height Options



Size Options

Widths from 27" to 54"
Depth 20"

Mobility Options

Levelers, Casters

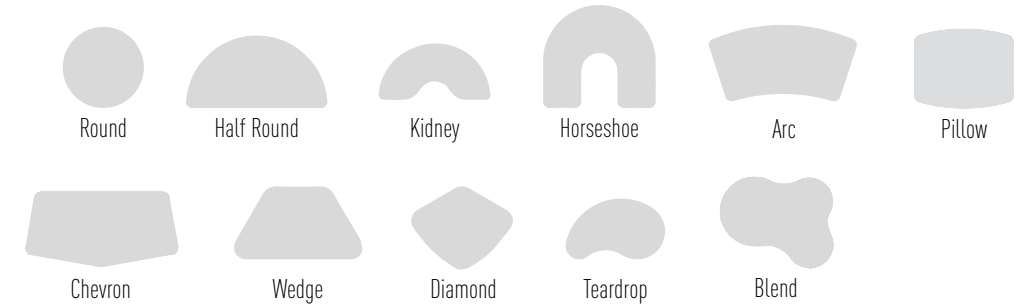
Application Options



Post Leg

Organic- and unique-shaped work surfaces and larger tops call for the agile leg placement to create strength, stability and comfort. Our robust post legs meet your standard and custom needs.

Work Surface Shape Options



Height Options



Note: Kidney and Horseshoe shapes not available in 14" height

Size Options

Widths from 36" to 72"
Depths from 28.5" to 66"

Mobility Options

Levelers, Casters

Application Options





Pedestal Base

Pedestal base tables provide clean aesthetics, eliminate knee-knock situations, and support organic group growth because under-work surface barriers are eliminated.

Work Surface Shape Options



Round

Racetrack

Height Options



Fixed Height
18"

Fixed Height
29"

Fixed Height
36"

Fixed Height
40"

Size Options

Widths from 30" to 96"
Depths from 30" to 48"

Mobility Options

Glides

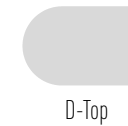
Application Options



Pedestal Base & Post Leg

D-shaped tops flush easily up to walls to support team collaboration. Plus, two tops can be quickly joined to double group sizes. Consider adding digital monitors on the flat end to enhance student experiences.

Work Surface Shape Options



D-Top

Height Options



Fixed Height
29"

Fixed Height
36"

Fixed Height
40"

Size Options

Widths from 42" to 48"
Depths from 60" to 72"

Mobility Options

Glides and Levelers

Technology Options

Grommets, Wire management, power

Application Options





Picnic Table & Bench

An update on the classic picnic table, this solution helps students connect informally together.

• Work Surface Shape Options



Rectangle

• Height Options



Fixed Height
14" bench



Fixed Height
18" bench



Fixed Height
24" table
14" bench



Fixed Height
29" table
18" bench

• Size Options

Table widths from 60" to 72"
Table depths from 30" to 36"
Bench widths from 51" to 63"
Bench depth 15"

• Mobility Options

Levelers

• Application Options



Computer

Large digital displays and CPUs require the cabling capacity and easy access of a flip-top computer table.

• Work Surface Shape Options



Flip Top

• Height Options



Fixed Height
29"

• Size Options

Widths from 36" to 72"
Depths from 24" to 30"

• Mobility Options

Levelers, Casters

• Technology Options

Flip top wire management, power

Application Options





Crank Height Adjustable

When tables need to hold a lot of weight and students need to move their projects vertically to gain leverage or perspective, nothing beats the crank height-adjustable table's performance.

- **Work Surface Shape Options**



Rectangle

- **Height Options**



Adjustable Height
27" - 38.5" (LPL or HPL)

- **Size Options**

Width 60"
Depth 42"

- **Mobility Options**

Levelers

- **Technology Options**

Gommets, Flip top, Wire management, power

- **Application Options**



Wood Leg

Science rooms have many traditions and nuances. Sometimes the classic wood frame table of the past is what's needed to inspire the scientist of the future.

- **Work Surface Shape Options**



Rectangle

- **Height Options**



Fixed Height
29"



Fixed Height
36"

- **Size Options**

Widths from 48" to 72"
Depths from 24" to 42"

- **Mobility Options**

Levelers

- **Application Options**





Full End Panel

Full end panels on tables anchor a space and provide a sense of stability that attracts students. Standing-height large units create excellent gathering places, while narrower tops make great touchdown spots against walls or windows.

• Work Surface Shape Options



Rectangle

• Height Options



Fixed Height
29"



Fixed Height
36"

• Size Options

Widths from 60" to 84"
Depths from 20" to 42"

• Mobility Options

Levelers

• Application Options



Pneumatic Base

Allow teachers or students to easily alternate between personalized seated and standing heights anywhere in the classroom for the ultimate posture flexibility.

• Work Surface Shape Options



Rectangle



Sidekick

• Height Options



Fixed Height
28"-45"

• Size Options

Width 30"
Depth 24"

• Mobility Options

Casters

• Application Options





Transaction Desk

At home in libraries, media centers or administrative offices, this desk provides a welcoming presence while supporting appropriate boundaries. Optional transaction counters and storage provide additional function.

Work Surface Shape Options



Rectangle

Radius Corner

Height Options



Desk Height
30"



Transaction Counter Height
10"
(Work surface not included)



Under Worksurface Storage Height
26"

Size Options

Case widths from 30" to 84"
Case depth 30"
Transaction counter widths from 24" to 48"
Transaction counter depth is 10"
Storage width 24"
Storage depth 20"
Other storage available. See Library or contact Fleetwood.

Mobility Options

Case base has levelers
Storage has casters

Application Options



Conventional Desk

Sometimes nothing can replace the function and formality of a traditional desk solution when paper and objects must be stored or meetings are held.

Work Surface Shape Options



Plane

L-Top Configuration

D-Top

Height Options



Fixed Height
30"



Fixed Height
30"



Fixed Height
29"

Size Options

Widths from 48" to 66"
Depths from 24" to 30"

Mobility Options

Levelers, Casters. Casters only on D-Top

Application Options



Note: Consider presentation carts or unitized frame tables with metal modesty panels for more contemporary solutions.



Carrel

When privacy is needed for studying or test-taking, nothing surpasses the effectiveness of a carrel made with surrounding end panels.

Work Surface Shape Options



Rectangle with Grommets

Height Options



Fixed Height
38"



Fixed Height
48"

29" Fixed height work surface

Size Options

Width 36"
Depth 30"

Mobility Options

Glides

Application Options



Workstation

As makerspaces and CTE classrooms grow, the need to provide standing-height, high-performance workstations with easy-access storage proves essential in creative and critical thinking skills environments.

Work Surface Shape Options



Rectangle

Height Options



Fixed Height
36" (HPL)

36.75" (Maple block)

See configuratrion options in storage section on page 105

Size Options

Widths from 60" to 66"
Depths from 33" to 42"

Mobility Options

Casters

Application Options






- **Bag Hook**
Attaches anywhere to Unitized Frame and C-Leg desks and tables without protruding into aisle
Field or factory installed



- **Book Box-Closed** - 23" w x 4" h x 15" d
Use with work surface size 30" wide to keep classrooms tidy
Field or factory installed



- **Book Box-Open** - 23" w x 4" h x 15" d
Use with work surface size 30" wide to let light in and keep students' material visible
Field or factory installed



- **Gratnells Tray and Rails** - 12.5" w x 3" h x 17" d
Use transferrable trays with work surface size 30" wide
Rectangle or 27" wide Plane work surface
Field or factory installed

Rails only can be ordered separately and field or factory installed



- **Modesty Panel** for 30", 48", 54" or 60" wide tables
Use with Unitized Frame desks and tables to provide modesty and indicate teachers' desks
Factory installed



- **Under Work Surface Shelf** for 48", 54", 60" or 72" wide tables
Shelf with center support post provides extra storage within reach
Laminate shelf in Etched Gray laminate color
Factory installed



- **Lower Storage Shelf** for H-Frame tables, 48", 54", 60" or 72" wide
Laminate shelf in Etched Gray laminate color provides extra storage within reach
Factory installed



- **Burele Power Unit** - 4 power outlets
72" cord with circuit breaker plug
Color is Storm. Custom colors available
Field installed on tables. Factory installed on project carts



- **Burele Power Unit** - 2 power outlets, 1 HDMI and 2 USB
72" cord with plug
Color is Storm. Custom colors available
Field installed on tables



- **Moire Power Unit** - 4 power outlets
72" cord with circuit breaker plug
Color is Storm. Custom colors available
Field installed on tables



- **Salt** - USB, 72" cord. Color is Storm

The right storage for every space

Fleetwood's broad range of storage options feature built-in mobility, rugged construction, and flexible design to meet your needs now and tomorrow in standard classrooms, specialty spaces or around the school campus.



- 90**
DESIGNER COLLECTION
- Refined
 - Versatile with broad offering
 - Mobile



- 94**
SHEERLINE COLLECTION
- Industrial
 - Durable
 - Mobile



- 96**
ILLUSIONS COLLECTION
- Architectural
 - Built-in alternative with roll-in installation
 - Long-term flexibility



- 100**
ENCORE COLLECTION
- Simple
 - Economical
 - Mobile



- 102**
COMMON STORAGE
- Complements all collections
 - Provides the finishing touches



- 106**
LEARNING WALL
- Architectural
 - Multipurpose functionality
 - Compressed floorplan solution



- 105**
SPECIALTY
- Makerspace, Science, STEM, CTE, etc.
 - Maple block or phenolic tops applications
 - Custom needs supported
 - See additional solutions in Designer, Sheerline and Illusions Collections











- 108**
LIBRARY COLLECTION
- Classic
 - Add-on flexibility
 - Extensive offering



- 110**
HARMONY MUSIC COLLECTION
- Clean aesthetic
 - Rugged performance
 - Extensive offering











Size Overview

Generic Storage Solution

	Height	36" Wide	48" Wide	60" Wide
 Shelf Storage-Straight No Doors	Low	Designer Illusions	Illusions Sheertline Encore	
	Tall	Designer Illusions	Illusions Sheertline Encore	
 Shelf Storage-Straight Locking Doors	Low	Designer Illusions	Illusions Sheertline Encore	
	Tall	Designer Illusions	Illusions Sheertline Encore	
 Shelf Storage-Straight Double Sided	Low	Designer	Sheertline Encore	
	Tall			
 Shelf Storage-Curved Single Sided	Low			Designer
	Mid			Designer
 Shelf Storage-Curved Double Sided	Low			Designer
	Mid			Designer
 Cubicle Storage No Doors Single Sided	Mid		Designer	Encore
 Cubicle Storage No Doors Double Sided	Mid		Designer	
 Cubicle Storage Locking Doors	Mid		Designer	

Size Overview

Generic Storage Solution

	Height	24" Wide	36" Wide	42" Wide	48" Wide	60" Wide
 Tray Storage No Doors	Low		Illusions	Designer	Illusions	
	Mid			Designer Sheertline Encore		
 Tray Storage Locking Doors	Low		Illusions		Designer Illusions	
	Mid				Designer	
	Tall		Illusions		Illusions	
 Drawer Storage Full Width Drawers	Low		Illusions		Sheertline Illusions Encore	
 Wardrobe Storage Locking Doors	Tall	Designer	Designer Illusions		Illusions Sheertline Encore	
 Project Cart	Low			Designer Common	Sheertline	
 Monitor Cart	Tall				Designer Common	
 Workstations	Low				Sheertline	Designer Common
 Bookcases	Low		Common		Common	
	Mid		Common		Common	
	Tall		Common		Common	
 Mobile Ped Files	Low	15" wide only. See Common storage				
 Presentation Cart	Mid	22" and 36" wide. See Common storage				

• Designer Collection is a refined and versatile mobile cabinet line that is perfect for general classrooms or specialty spaces and is attractive from any angle. Featuring laminate cases with perforated steel backs, the broad offering provides flexible storage, classroom space division, and reconfiguration ease. Specialty storage units accommodating display and makers' needs are included in the offering.

SHELF



Shelf Storage - Straight
No Doors
36" W x 28.75" H x 20" D



Shelf Storage - Straight
No Doors
36" W x 36" H x 20" D



Shelf Storage - Straight - Double Sided
No Doors
36" W x 36" H x 20" D



Shelf Storage - Straight
No Doors
36" W x 68" H x 20" D



Shelf Storage - Straight
Locking Door
36" W x 36" H x 20" D



Shelf Storage - Straight
Locking Doors
36" W x 68" H x 20" D

CURVED



Shelf Storage - Curved
No Doors
60" W x 36" H x 20" D



Shelf Storage - Curved
No Doors
60" W x 44" H x 20" D



Shelf Storage - Curved - Double Sided
No Doors
60" W x 36" H x 20" D



Shelf Storage - Curved - Double Sided
No Doors
60" W x 44" H x 20" D

CUBBY



Cubby Storage - Straight - Single Sided
No Doors
6 Cubbys
48" W x 44" H x 20" D



Cubby Storage - Single Sided
No Doors
9 Cubbys
48" W x 44" H x 20" D



Cubby Storage - Double Sided
No Doors
12 Cubbys
48" W x 44" H x 20" D



Cubby Storage - Single Sided
Locking Doors
6 Cubbys
48" W x 44" H x 20" D



Cubicle Storage - Single Sided
Locking Doors
9 Cubbys
48" W x 44" H x 20" D

TRAY



Tray Storage - Single Sided
No Doors
Holds up to 24 Trays
42" W x 36" H x 20" D



Tray and Shelf Storage - Single Sided
No Doors
Holds up to 24 trays
42" W x 44" H x 20" D



Tray Storage - Single Sided
No Doors
Holds up to 30 trays
42" W x 44" H x 20" D



Tray Storage - Single Sided
Locking Doors
Holds up to 24 trays
48" W x 36" H x 20" D



Tray and Shelf Storage - Single Sided
Locking Doors
Holds up to 24 trays
48" W x 44" H x 20" D



Storage - Single Sided
Locking Doors
Holds up to 30 trays
48" W x 44" H x 20" D

WARDROBE



Wardrobe Tower Storage - Single Sided
Locking Drawers & Doors
24" W x 68" H x 20" D



Wardrobe Storage - Single Sided
Locking Doors
36" W x 68" H x 20" D

PRESENTATION CART



Presentation Cart - Single Sided
Non-Locking Door - With or without power
Holds up to 6 trays
22" W x 40" H x 22" D



Presentation Cart - Single Sided
Non-Locking Door - With or without power
Holds up to 6 trays
36" W x 40" H x 22" D

PROJECT CART



Project Cart - Single Sided
Locking Door/Drawer - With or without power
42" W x 36" H x 20" D



3D Printer Cart
Locking Doors
36" W x 36" H x 20" D

MONITOR CART



Front view



Back view

Monitor Cart - Tray Storage
Non-Locking Doors - With power
Holds up to 24 trays
48" W x 72" H x 20" D

WORKSTATION



Workstation - Single Sided - Shelf
No Doors
60" W x 36" H x 30" D
60" W x 36" H x 36" D
66" W x 36" H x 33" D
66" W x 36" H x 42" D



Workstation - Double Sided - Shelf
No Doors
60" W x 36" H x 36" D
66" W x 36" H x 42" D



Workstation - Single Sided - Shelf
Locking Doors
60" W x 36" H x 30" D
60" W x 36" H x 36" D
66" W x 36" H x 33" D
66" W x 36" H x 42" D



Workstation - Double Sided - Shelf
Locking Doors
60" W x 36" H x 36" D
66" W x 36" H x 42" D



Workstation - Single Sided - Cubby
No Doors - 9 Cubbys
60" W x 36" H x 30" D
60" W x 36" H x 36" D
66" W x 36" H x 33" D
66" W x 36" H x 42" D



Workstation - Double Sided - Cubby
No Doors - 18 Cubbys
60" W x 36" H x 36" D
66" W x 36" H x 42" D



Workstation - Single Sided - Cubby
Locking Doors - 9 Cubbys
60" W x 36" H x 30" D
60" W x 36" H x 36" D
66" W x 36" H x 33" D
66" W x 36" H x 42" D



Workstation - Double Sided - Cubby
Locking Doors - 18 Cubbys
60" W x 36" H x 36" D
66" W x 36" H x 42" D

Sheerline Collection boasts an industrial-style, urban aesthetic mixed with rugged performance that stands up to the most demanding classroom challenges, including science spaces. The line features visible, dent-resistant, welded steel frames around the perimeter. This dedication to durability also includes steel shelves and large, industrial casters that improve stability and mobility.

SHELF



Shelf Storage - Straight - Single Sided
No Doors
48" W x 34.25" H x 22" D



Shelf Storage - Straight - Double Sided
No Doors
48" W x 34.25" H x 22" D



Shelf Storage - Straight - Single Sided
No Doors
48" W x 60" H x 22" D



Shelf Storage - Straight - Single Sided
No Doors
48" W x 72" H x 22" D



Shelf Storage - Straight - Single Sided
Locking Doors
48" W x 34.25" H x 22" D



Shelf Storage - Straight - Single Sided
Locking Doors
48" W x 60" H x 22" D



Shelf Storage - Straight - Single Sided
Locking Doors
48" W x 72" H x 22" D

TRAY & DRAWER



Tray Storage - Single Sided
No Doors
42.5" W x 44" H x 22" D



Drawer Storage - Single Sided
Non Locking Drawers
5 Drawers
48" W x 34.25" H x 28" D

WARDROBE



Wardrobe Storage - Single Sided
Locking Doors
48" W x 72" H x 22" D

PRESENTATION CART



Shelf and Drawer Storage - Single Sided
Locking Doors and Drawers - Demonstration Mirror
60" W x 34.25" H x 24" D

PROJECT CART



Project Cart
Locking Door and Drawer
With and without power
Holds up to 12 trays
48" W x 34.25" H x 24" D

WORKSTATION



Workstation - Single Sided - Shelf
No Doors
60" W x 34.5" H x 24" D



Workstation - Double Sided - Shelf
No Doors
60" W x 34.5" H x 24" D



Workstation - Single Sided - Shelf
Locking Doors
50" W x 34.5" H x 30" D



Workstation - Single Sided - Shelf
Locking Doors
60" W x 34.5" H x 24" D



Workstation - Single Sided
Locking Doors
60" W x 34.5" H x 30" D

• Illusions Collection is a flexible alternative to built-in cabinets that can be installed in a fraction of the time. It reconfigures easily to meet evolving needs or moves to support summer deep cleaning. A perfect color-match to all Fleetwood furniture, cabinets feature hidden casters so units can be rolled into place, and then connected via a patented toolless interlock design. Once installed, sinks and plumbing may be added, and overhead storage mounted on walls.

SHELF



Base Shelf Storage
No Doors
36" W x 30" H x 26" D
48" W x 30" H x 26" D



Base Shelf Storage
No Doors
36" W x 36" H x 26" D
48" W x 36" H x 26" D



Base Mobile Shelf Storage
No Doors
36" W x 30" H x 18" D



Tall Shelf Storage
No Doors
36" W x 72" H x 27" D
48" W x 72" H x 27" D
36" W x 84" H x 27" D
48" W x 84" H x 27" D



Base Shelf Storage
Locking Doors
36" W x 30" H x 26" D
48" W x 30" H x 26" D



Base Shelf Storage
Locking Doors
36" W x 36" H x 26" D
48" W x 36" H x 26" D



Tall Shelf Storage
Locking Doors
36" W x 72" H x 27" D
48" W x 72" H x 27" D
36" W x 84" H x 27" D
48" W x 84" H x 27" D

SHELF & DRAWER



Base Shelf and Drawers Storage
Locking Doors and Drawers
36" W x 30" H x 26" D
48" W x 30" H x 26" D



Base Shelf and Drawers Storage
Locking Doors and Drawers
36" W x 36" H x 26" D
48" W x 36" H x 26" D



Base Drawers and Shelf Storage
Locking Drawers and Door
36" W x 30" H x 26" D
48" W x 30" H x 26" D



Base Drawers and Shelf Storage
Locking Drawers and Door
36" W x 36" H x 26" D
48" W x 36" H x 26" D

DRAWER



Base Drawer Storage - 4 Drawers
Locking Drawers
36" W x 30" H x 26" D
48" W x 30" H x 26" D



Base Drawer Storage - 5 Drawers
Locking Drawers
36" W x 36" H x 26" D
48" W x 36" H x 26" D

TRAY



Base Tray Storage
No Doors
2 Columns
Holds up to 12 trays
36" W x 30" H x 26" D



Base Tray Storage
No Doors
2 Columns
Holds up to 16 trays
36" W x 36" H x 26" D



Base Tray Storage
No Doors
3 Columns
Holds up to 18 trays
48" W x 30" H x 26" D



Base Tray Storage
No Doors
3 Columns
Holds up to 24 trays
48" W x 36" H x 26" D



Tall Tray and Shelf Storage
No Doors
2 Columns
Holds up to 24 trays
36" W x 72" H x 27" D
36" W x 84" H x 27" D



Tall Tray and Shelf Storage
No Doors
3 Columns
Holds up to 36 trays
48" W x 72" H x 27" D
48" W x 84" H x 27" D

TRAY CONT.



Base Tray Storage
Locking Doors
2 Columns
Holds up to 12 trays
36" W x 30" H x 26" D



Base Tray Storage -
Locking Doors
2 Columns
Holds up to 16 trays
36" W x 36" H x 26" D



Base Tray Storage
Locking Doors
3 Columns
Holds up to 18 trays
48" W x 30" H x 26" D



Base Tray Storage
Locking Doors
3 Columns
Holds up to 24 trays
48" W x 36" H x 26" D



Tall Tray and Shelf Storage
Locking Doors
2 Columns
Holds up to 24 trays
36" W x 72" H x 27" D
36" W x 84" H x 27" D



Tall Tray and Shelf Storage
Locking Doors
3 Columns
Holds up to 36 trays
48" W x 72" H x 27" D
48" W x 84" H x 27" D

WARDROBE



Tall Wardrobe Storage
Locking Doors
36" W x 72" H x 27" D
48" W x 72" H x 27" D
36" W x 84" H x 27" D
48" W x 84" H x 27" D

INLINE DESK



Inline Desk
No Doors
36" W x 30" H x 26" D
36" W x 36" H x 26" D
48" W x 30" H x 26" D
48" W x 36" H x 26" D

SINK



Base Sink Storage
No Doors
48" W x 30" H x 26" D
48" W x 36" H x 26" D



Base Sink Storage
Locking Doors
48" W x 30" H x 26" D
48" W x 36" H x 26" D

WALL HUNG



Wall Hung Shelf Storage
No Doors
36" W x 24" H x 13" D
48" W x 24" H x 13" D



Wall Hung Shelf Storage
No Doors
36" W x 30" H x 13" D
48" W x 30" H x 13" D



Wall Hung Shelf Storage
Locking Doors
36" W x 24" H x 13" D
48" W x 24" H x 13" D



Wall Hung Shelf Storage
Locking Doors
36" W x 30" H x 13" D
48" W x 30" H x 13" D

WALL HUNG CORNER



Wall Hung Corner Storage
Locking Door
27" W x 24" H x 27" D



Wall Hung Corner Storage
Locking Door
27" W x 30" H x 27" D

FILLER



Base Corner Filler
No Doors
26" W x 30" H x 26" D
26" W x 36" H x 26" D



Base Filler
12" W x 30" H x 26" D
12" W x 36" H x 26" D



Wall Hung Filler
12" W x 24" H x 13" D
12" W x 30" H x 13" D

• Encore Collection, a simple cost-effective solution, retains Fleetwood's dedication to mobility. The line features a compact offering made of all laminate construction. Encore complements Designer Collection and easily accommodates custom size needs.

SHELF



Shelf Storage - Straight - Single Sided
No Doors
48" W x 30" H x 20" D



Shelf Storage - Straight - Single Sided
No Doors
48" W x 36" H x 24" D



Shelf Storage - Straight - Double Sided
No Doors
48" W x 36" H x 24" D



Shelf Storage - Straight - Single Sided
No Doors
48" W x 68" H x 24" D



Shelf Storage - Straight - Single Sided
Locking Doors
48" W x 36" H x 24" D



Shelf Storage - Straight - Single Sided
Locking Doors
48" W x 68" H x 24" D

CUBBY



Cubby Storage - Single Sided
No Doors
15 Cubbys
60" W x 44" H x 20" D

TRAY



Tray Storage - Single Sided
No Doors
Holds up to 30 trays
42.5" W x 44" H x 20" D

DRAWER



Drawer Storage - Single Sided
Non-Locking Drawers
5 Drawers
48" W x 36" H x 28" D

WARDROBE



Wardrobe Storage - Single Sided
Locking Doors
48" W x 68" H x 24" D

- Lower drawer storage (pedestals), bookcases, presentation carts and other specialty storage units are designed to blend with all Fleetwood storage solutions throughout the school.

MOBILE PED



Mobile Ped - Open/File
Locking Drawer
15" W x 28.75" H x 20" D



Mobile Ped - File/File
Locking Drawers
15" W x 28.75" H x 20" D



Mobile Ped - Box/Box/File
Locking Drawers
15" W x 28.75" H x 20" D



Mobile Ped - Trays
No Door
Holds up to 6 trays
14.5" W x 28.75" H x 20" D



Mobile Ped - Box/File
Locking Drawers
15" W x 22.5" H x 20" D

PRESENTATION CART



Presentation Cart - Single Sided
Non-Locking Door
With or Without Power
Holds up to 6 trays
22" W x 40" H x 22" D



Presentation Cart - Single Sided
Non-Locking Door
With or Without Power
Holds up to 6 trays
36" W x 40" H x 22" D

PROJECT CART



Project Cart - Single Sided
Locking Door/Drawer
With and without Power
42" W x 36" H x 20" D

MONITOR CART



Front view



Back view

Monitor Cart - Tray Storage
Non-Locking Doors
With Power
Holds up to 24 trays
48" W x 72" H x 20" D

BOOKCASE



Bookcase - Single Sided
36" W x 29" H x 12" D
36" W x 42" H x 12" D
36" W x 60" H x 12" D
36" W x 72" H x 12" D



Bookcase - Single Sided
48" W x 29" H x 12" D
48" W x 42" H x 12" D
48" W x 60" H x 12" D
48" W x 72" H x 12" D

See Library Collection for additional bookcases.

LOCKERS



Wall Hung Locker
4 Cubbys
48" W x 12" H x 12" D



Wall Hung Locker
Shelf
48" W x 12" H x 12" D



Free Standing Locker
4 Student
48" W x 48" H x 16" D



Free Standing Locker
12 Cubbys
48" W x 72" H x 18" D

WORKSTATION



Workstation - Single Sided - Shelf
No Doors
60" W x 36" H x 30" D
60" W x 36" H x 36" D
66" W x 36" H x 33" D
66" W x 36" H x 42" D



Workstation - Double Sided - Shelf
No Doors
60" W x 36" H x 36" D
66" W x 36" H x 42" D



Workstation - Single Sided - Shelf
Locking Doors
60" W x 36" H x 30" D
60" W x 36" H x 36" D
66" W x 36" H x 33" D
66" W x 36" H x 42" D



Workstation - Double Sided - Shelf
Locking Doors
60" W x 36" H x 36" D
66" W x 36" H x 42" D



Workstation - Single Sided - Cubby
No Doors - 9 Cubbys
60" W x 36" H x 30" D
60" W x 36" H x 36" D
66" W x 36" H x 33" D
66" W x 36" H x 42" D



Workstation - Double Sided - Cubby
No Doors - 18 Cubbys
60" W x 36" H x 36" D
66" W x 36" H x 42" D



Workstation - Single Sided - Cubby
Locking Doors - 9 Cubbys
60" W x 36" H x 30" D
60" W x 36" H x 36" D
66" W x 36" H x 33" D
66" W x 36" H x 42" D



Workstation - Double Sided - Cubby
Locking Doors - 18 Cubbys
60" W x 36" H x 36" D
66" W x 36" H x 42" D

- Learning Wall, part of the Illusions Collection, is a flexible alternative to built-in media cabinets that installs quickly and perfectly color-matches Fleetwood furniture. Each base cabinet features hidden casters so units roll into place and securely connect together.

NO TECHNOLOGY



Shelf Storage - No Doors
97.5" W x 84" H x 26" D



Shelf Storage - No Doors
145.5" W x 84" H x 26" D



Shelf Storage - Locking Doors
97.5" W x 84" H x 26" D



Shelf Storage - Locking Doors
145.5" W x 84" H x 26" D



Shelf Storage - Locking Doors and
Drawers
97.5" W x 84" H x 26" D



Shelf Storage - Locking Doors and
Drawers
145.5" W x 84" H x 26" D

TECHNOLOGY



Shelf Storage - No Doors
193.5" W x 84" H x 26" D



Shelf Storage - Locking Doors
193.5" W x 84" H x 26" D



Shelf Storage - Locking Doors & Drawers
193.5" W x 84" H x 26" D

Library Collection creates a comprehensive retreat for students to research, study, or collaborate in a refreshing environment. The broad offering provides classic library shelving, study carrels, multi-height group tables, and administrative solutions to support active learning. See tables section for transaction desk offering.

SHELF



Shelf Storage - Straight - Single Sided - Stationary
Starter:
36.5" W x 36" H x 12.625" D
36.5" W x 42" H x 12.625" D
36.5" W x 48" H x 12.625" D
36.5" W x 60" H x 12.625" D
36.5" W x 72" H x 12.625" D

Adder:
35.5" W x 36" H x 12.625" D
35.5" W x 42" H x 12.625" D
35.5" W x 48" H x 12.625" D
35.5" W x 60" H x 12.625" D
35.5" W x 72" H x 12.625" D



Shelf Storage - Straight - Double Sided - Stationary
Starter:
36.5" W x 36" H x 24" D
36.5" W x 42" H x 24" D
36.5" W x 48" H x 24" D
36.5" W x 60" H x 24" D
36.5" W x 72" H x 24" D

Adder:
35.5" W x 36" H x 24" D
35.5" W x 42" H x 24" D
35.5" W x 48" H x 24" D
35.5" W x 60" H x 24" D
35.5" W x 72" H x 24" D



Shelf Storage - Straight - Double Sided - Mobile
36.5" W x 36" H x 24" D
36.5" W x 44" H x 24" D
36.5" W x 48" H x 24" D
36.5" W x 60" H x 24" D

TRANSACTION DESK



See more transaction desk offerings in tables section. Call for desired configuration.



Desk Height
30"



Transaction Counter Height
10"
(work surface not included)



Under Worksurface Storage Height
26"

BOOK BROWSER



Book Browser Storage - Double Sided - Mobile
4 Book Bins
8 Cubbys - Lower
30" W x 31" H x 30" D



Book Browser Storage - Double Sided - Mobile
6 Book Bins
6 Cubbys - Lower
41.5" W x 26" H x 29" D

BOOK TRUCK



Book Truck Storage - Double Sided - Mobile
36" W x 42" H x 18" D

FILLER



Shelf Storage - Filler - Corner
12.625" W x .75" H x 12.625" D



Shelf Storage - Filler - Inline
24" W x .75" H x 12.625" D

- Harmony Music Collection helps schools create effective learning environments for aspiring musicians. Tell us the quantity and types of instruments you want to accommodate, and we'll do the rest. In the end, you'll enjoy a unique solution that stores woodwinds, brass, percussion, guitars and strings. Plus, Harmony provides garment, printed music, folio, high-density, and podium solutions.

FRONT OPTIONS



INSTRUMENT

Shown in no door version. See above for door options.



Instrument Storage - 1 Compartment
No Doors, Full Length Wire Grille Door
27" W x 84" H x 30" D

Instrument Storage - 2 Compartments
No Doors, Full Length Wire Grille Door,
Compartment Wire Grille Doors
27" W x 84" H x 30" D
27" W x 84" H x 40" D

Instrument Storage - 2 Compartment
No Doors, Full Length Wire Grille Doors,
Compartment Wire Grille Doors
48" W x 84" H x 30" D

Instrument Storage - 3 Compartments
No Doors, Full Length Wire Grille Door,
Compartment Wire Grille Doors
27" W x 84" H x 30" D
27" W x 84" H x 40" D

Instrument Storage - 3 Compartment
No Doors, Full Length Wire Grille Doors,
Compartment Wire Grille Doors
48" W x 84" H x 30" D

Instrument Storage - 6 Compartments
No Doors, Full Length Wire Grille Door,
Compartment Wire Grille Doors
27" W x 84" H x 40" D

Instrument Storage - 7 Compartments
No Doors, Full Length Wire Grille Door,
Compartment Wire Grille Doors
27" W x 84" H x 30" D
27" W x 84" H x 40" D

Instrument Storage - 9 Compartments
No Doors, Full Length Wire Grille Door,
Compartment Wire Grille Doors
27" W x 84" H x 30" D

INSTRUMENT CONT.




Instrument Storage - 10 Compartments
No Door, Full Length Wire Grille Door,
Compartment Wire Grille Doors
27" W x 84" H x 30" D

Instrument Storage - 10 Compartments
No Doors, Full Length Wire Grille Door,
Compartment Wire Grille Doors
27" W x 84" H x 30" D
27" W x 84" H x 40" D

Instrument Storage - 15 Compartments
No Doors, Full Length Wire Grille Door,
Compartment Wire Grille Doors
27" W x 84" H x 20" D
27" W x 84" H x 30" D

GARMENT



Garment Storage - 1 Garment Rod, 3 Shelves
No Doors, Full Length Laminate Door
27" W x 84" H x 30" D

Garment Storage - 1 Garment Rod, 3 Shelves
No Doors, Full Length Laminate Doors
48" W x 84" H x 30" D

Garment Storage - 2 Garment Rods
No Doors, Full Length Laminate Door
27" W x 84" H x 30" D

Garment Storage - 2 Garment Rods
No Doors, Full Length Laminate Doors
48" W x 84" H x 30" D

Garment Storage - 1 Garment Rod, 1 Shelf
No Doors, Full Length Laminate Door
27" W x 84" H x 30" D

Garment Storage - 1 Garment Rod, 1 Shelf
No Doors, Full Length Laminate Doors
48" W x 84" H x 30" D

FOLIO



Folio Storage
No Doors
2 Columns
29" W x 50" H x 18" D



Folio Storage
No Doors
3 Columns
42" W x 50" H x 18" D

STRINGS



Mobile Bass Storage
61" W x 60.5" H x 26" D



Mobile Cello Storage
75" W x 47" H x 22" D



Mobile Violin Storage
61.5" W x 53" H x 32" D

PODIUM



Podium
43" W x 48" H x 38" D

MUSIC



Music Storage System
16" W x 92" H x 44" D

FILLER



Filler - Corner
30" W x 84" H x 30" D
40" W x 84" H x 40" D



Filler - End
12" W x 84" H x 20" D
12" W x 84" H x 30" D
12" W x 84" H x 40" D



Filler - Top
27" W x .75" H x 10" D
27" W x .75" H x 20" D
48" W x .75" H x 10" D



Filler - Side
27" W x 84" H x 10" D
27" W x 84" H x 20" D
48" W x 84" H x 10" D

Seating for the whole campus



116
ROCK



118
SOFT ROCK
• Stools
• Floor cushion
• Bean bags



119
BENCH



SEATING
Rock Active Seating

- Rock stools elevate learning by encouraging body movement and student engagement. The patent-pending seat mechanism encourages a non-disruptive, front-to-back and lateral pivoting action that turns tired, distracted and fidgeting students into engaged learners. The sturdy stool's height, backless design, and gentle seat contours promote better blood circulation, improved posture, attentiveness and eye-to-eye interactions. Plus, the stable stool entices multiple stances – sit, stand, and perch, so students change posture more frequently to improve overall health.



Heights: 18", 22", 26"
Seat width: 13.5" rounded square
Oversized glides



- SIT**
ROCK allows students to easily change positions between sitting, standing and perching for better well-being.



- STAND**
Alternating posture between sitting and standing provides positive health benefits.



- PERCH**
Rock's stable base provides a safe, non-disruptive solution for perching.



- PRODUCTIVE FIDGETING**
The patent-pending seat mechanism encourages a non-disruptive, front-to-back and lateral pivoting action for better attentiveness.



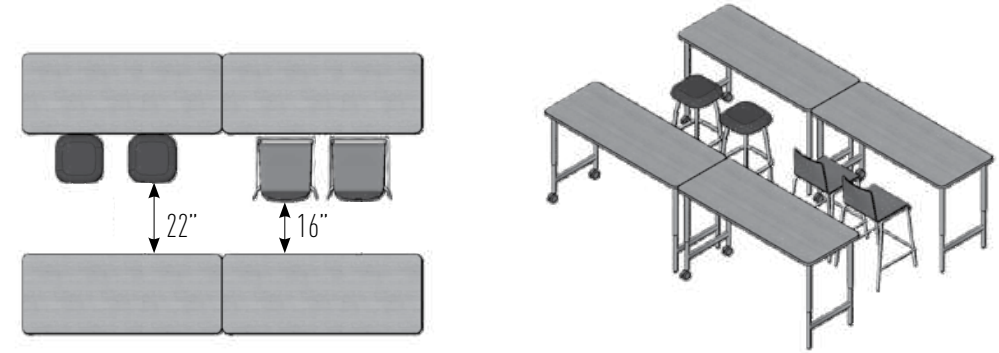
- ROTATE**
The non-handed, backless seat allows students to easily swivel as class focal points change.



- EYE-TO-EYE**
Elevating students brings them eye-to-eye with teachers for improved interactions.

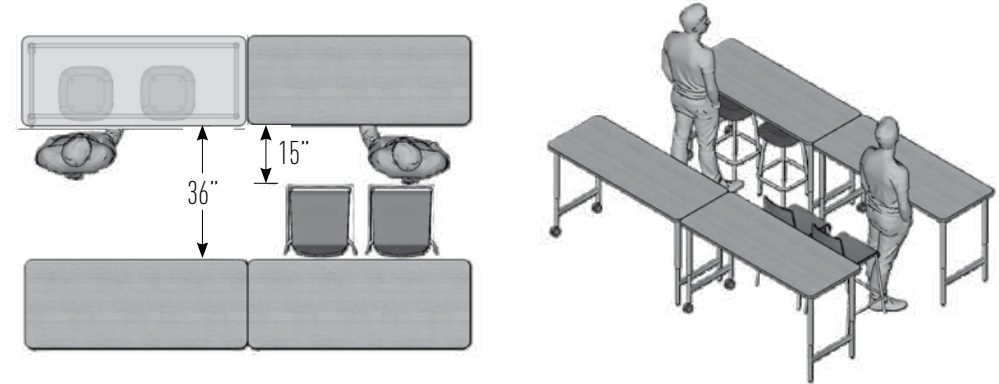
• ROCK PROVIDES MORE SEATED CIRCULATION SPACE THAN SEAT WITH BACK

Gain 6" in aisleway between rows with Rock so rooms feel less congested.



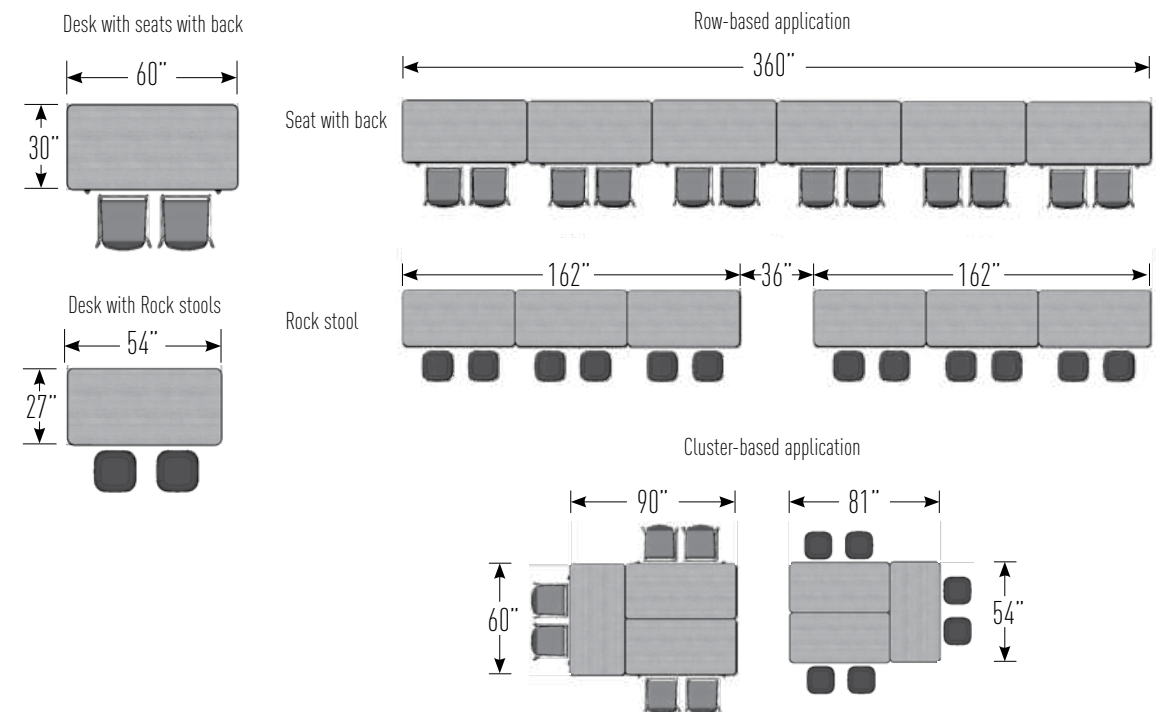
• ROCK OPENS UP MORE STANDING CIRCULATION SPACE THAN SEAT WITH BACK

Gain 21" in aisleway between rows when students stand because Rock easily tucks under tables. Teachers can freely move between project teams to facilitate learning.



• ROCK SUPPORTS COMPRESSED CLASSROOM FOOTPRINTS BETTER THAN SEAT WITH BACK

Rock's smaller scale allows tables to shrink which opens up floorplans.




SEATING
Soft Rock

- Soft Rock adds to the Rock family by creating seating alternatives. Choose from a variety of fully upholstered soft seating solutions that range from floor cushions to multi-height casual stools that come with or without the patent-pending Soft Rock active base mechanism.



Floor cushion height: 3"
Stool heights: 12", 14", 16", 18"
Seat width: 15"
Styles: Fixed base or active base



SEATING
Bean Bag

- If you want a more laid-back seating solution, check out the Rock Beanbag. It's built with a higher back to support torsos more effectively and holds its shape.



WxD	Grade
18"x18"	K-1
24"x24"	2-4
30"x30"	5-12


MULTIPLE BEAN BAG SIZES

Select the right size so students won't be swallowed up in over-sized bags or unable to move them quickly.



PRODUCTIVE FIDGETING

Use Soft Rock with a fixed base or add our patent-pending active-base seat mechanism.



ATTENTION TO DETAIL

Detail stitching provides refinement.

Dual-density foam design optimizes comfort and stability.

Durable fabric is stain resistant and easily cleaned.



EASY MOBILITY

Use Rock light-weight floor cushions in reading stations or other floor activities.


Height	Grade
3"	K-4
12"	K-1
14"	1-2
16"	2-5
18"	5-12

MULTIPLE HEIGHTS

Pick the right height for your growing students and their activities.

SEATING
Bench

- In addition to complementing Fleetwood's picnic table, this sturdy welded-frame bench integrates into classrooms by lockers and learning stations or into commons, hallways or administrative waiting areas for a clean, easy maintenance solution that accommodates multi-age students.



WHITEBOARDS
Pages Dry Erase Marker Board System

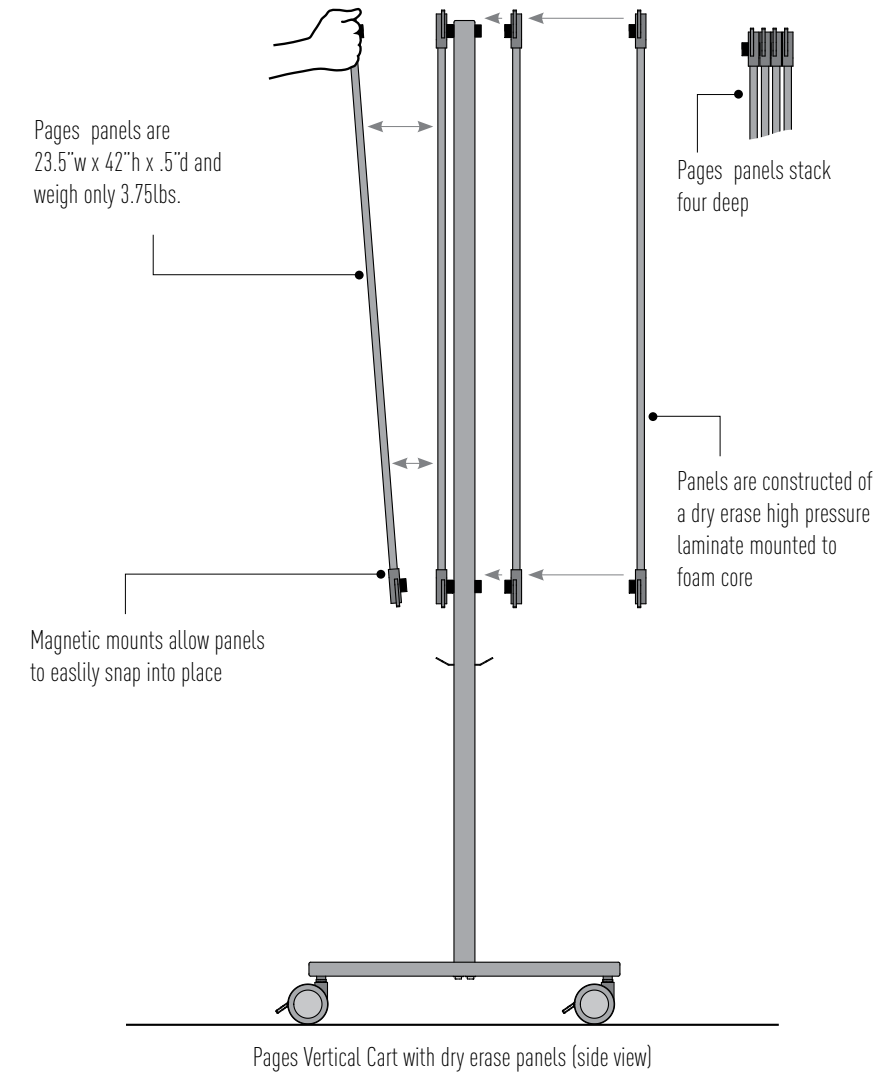
• Pages Dry Erase Marker Board System takes collaboration to a new level with its multi-stacking, light-weight whiteboards that work individually or mount in multiples to mobile carts, cabinets and walls vertically or horizontally. The boards' magnetized corners and brackets easily click together or pop apart. Featuring durable high pressure laminate, the solution proves more environmentally friendly and economical over its lifecycle than paper-based options.



PAGES SYSTEM

The Pages system is comprised of lightweight dry erase panels, mobile carts, and hardware for mounting to walls or storage cabinets.

The Pages dry erase panels stack four deep and allow students and teachers to easily share ideas similar to peeling paper pages from an easel pad.



VERTICAL CARTS



Pages Vertical Cart with 4 panels
 23 1/2" w x 60" h x 22" d
 23 1/2" w x 72" h x 22" d

HORIZONTAL CART



Pages Horizontal Cart with 4 panels
 42" w x 72" h x 22" d

REPLACEMENT KIT



Pages Replacement Panels kit - 4 panels
 23 1/2" w x 42" h x .5" d

DRYWALL MOUNT KIT



4 panels
 23 1/2" w x 42" h x .5" d
 Includes template for peg wall placement. Pegs also sold separately.
 Graphite only

LAMINATE STORAGE MOUNT



Laminate Tall Storage Mount Kit with 4 panels
 23 1/2" w x 42" h x .5" d
 Includes template for placement
 Graphite only

DESIGNER STORAGE MOUNT KIT




Pages Designer Tall Storage Mount Kit with 4 panels
 23 1/2" w x 42" h x .5" d
 Graphite only

• Pages is less expensive and more environmentally friendly than paper self-stick easel pads.

We take great pride helping you make your school unique and appealing. Our newest standard laminates, paints and fabrics were carefully selected to provide fresh colorways that stimulate engagement. We also team with top surface material manufacturers to create your personal statement from their extensive standard palettes. Or, for functionality and durability, choose markerboard, phenolic resin or maple block options.


LAMINATE OPTIONS




Sunbeam




Mistral*




Esterel*




Trytoo Savatre



Aqua Lagoon




Island




Cafe Sienna




Summer Vacation



White



Gray



Wrought Iron



Black




Cavalcade South



Etched Gray




Grey Matrix




Charcoal Matrix



Fusion Maple



Light Oak



Honey Maple



Oiled Cherry

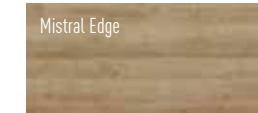
*Laminate is slightly textured and has slight upcharge

EDGE BAND OPTIONS

Laminate Matched Edge Bands



Sunbeam Edge



Mistral Edge



Esterel Edge



Trytoo Savatre Edge



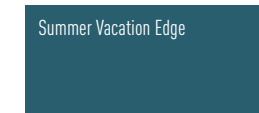
Aqua Lagoon Edge



Island Edge



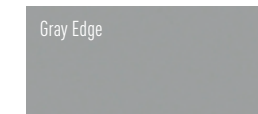
Cafe Sienna Edge



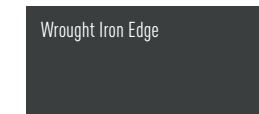
Summer Vacation Edge



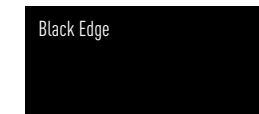
White Edge



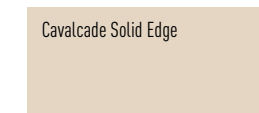
Gray Edge



Wrought Iron Edge



Black Edge



Cavalcade Solid Edge



Graphite Edge
(Etched Gray Match)



Grey Matrix Edge




Charcoal Matrix Edge



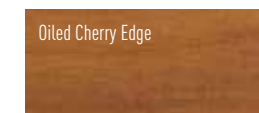
Fusion Maple Edge



Light Oak Edge

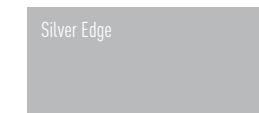


Honey Maple Edge

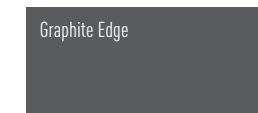


Oiled Cherry Edge

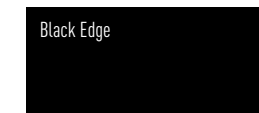
Paint Matched Edge Bands



Silver Edge



Graphite Edge




Black Edge

Accent Edge Bands

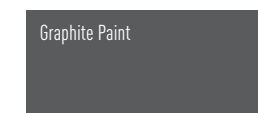


Ply Edge

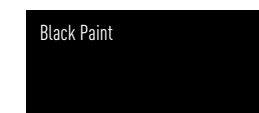
PAINT OPTIONS



Silver Paint



Graphite Paint

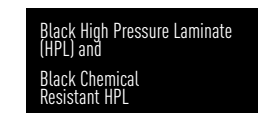


Black Paint

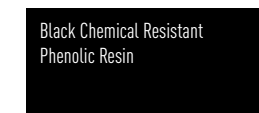
STANDARD SPECIALTY WORK SURFACE



White Marker Board
We recommend using an edge band color that matches the frame color



Black High Pressure Laminate (HPL) and Black Chemical Resistant HPL



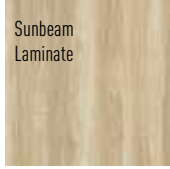


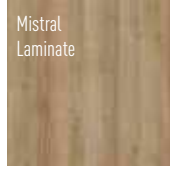





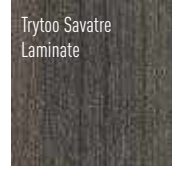

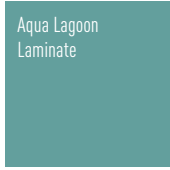









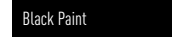






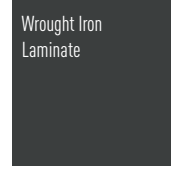





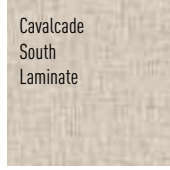








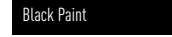



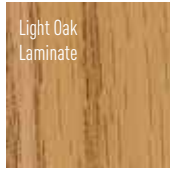





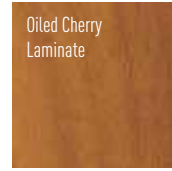
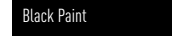

Black Chemical Resistant Phenolic Resin



Solid Maple Block

Additional laminate and edge band options as well as epoxy resin work surfaces are available as special order.





FLEETWOOD® RECOMMENDS THE FOLLOWING COMBINATIONS:

SOFT ROCK FABRIC OPTIONS

 Limon Cello	 Bazaar	 Imperial	 Borscht
 Turquoise	 Creme DeMenthe	 Sterling	 Carbon

ROCK BEAN BAG FABRIC OPTIONS

 Microsuede Teal	 Microsuede Lime	 Microsuede Graphite Grey	 Microsuede Cranberry Red
--	--	---	---

This brochure contains printed representations of laminate, edge, and paint colors. Colors may differ from actual product, please refer to actual sample before ordering.



INSPIRE LEARNING

Fleetwood[®]
Creating Effective Learning Environments[™]



For help creating your effective learning environment, contact us at 616.396.1142 or sales@fleetwoodfurniture.com.